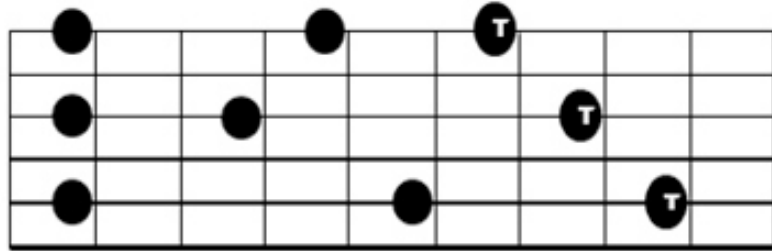


STRING SKIP TAPPING W/DIATONIC ARPEGGIOS

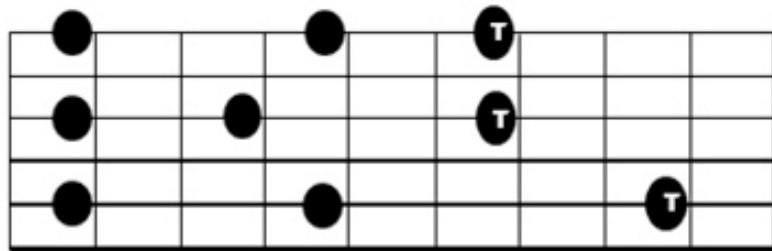
These 7th type arpeggios are in the key of G major. You play them from left to right, from the bottom up. The first two notes are hammered w/ your fret hand. The third note is tapped w/ a finger of your picking hand.* ALL of these shapes are movable! They look the same all over the fret board, even if you start on the 6th string!! With three minor chord qualities in a given major key, you can play the “m7” shape starting on A(ii) B(iii) or E(vi) in the key of G. The “maj7” shape on G(I) or C(IV) and the V (D7) chord is Dominant.*Also notice: the first 3 notes in each of these represent the maj,min,& dim.triads. If you ONLY play these 3 notes, skip a string to the octave of the ROOT, & repeat, this allows you to play a 3 octave “Triad” arpeggio. Also start on 6th string. Do this with all chord qualities!!!!

D7



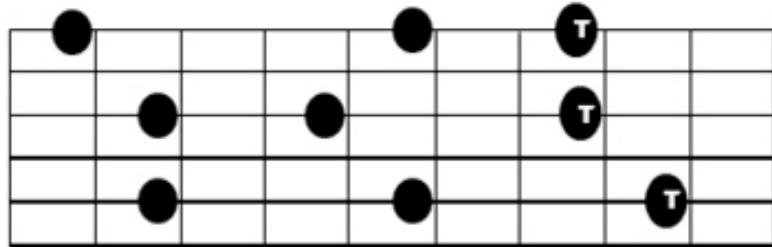
5fr

Em7




7fr

F#m7^{b5}



9fr

Gmaj7



10fr